
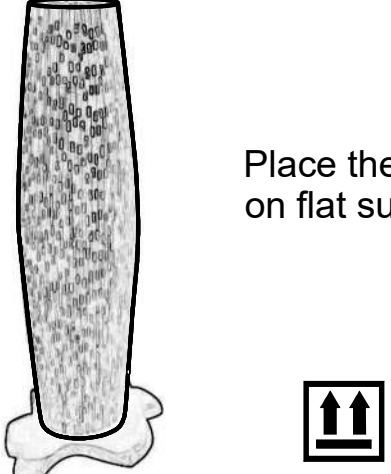
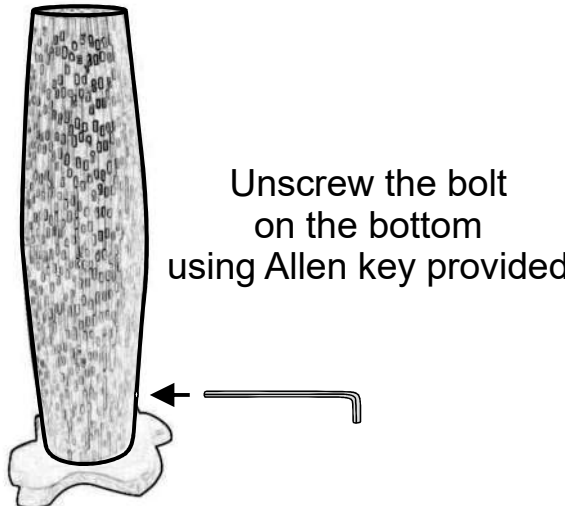
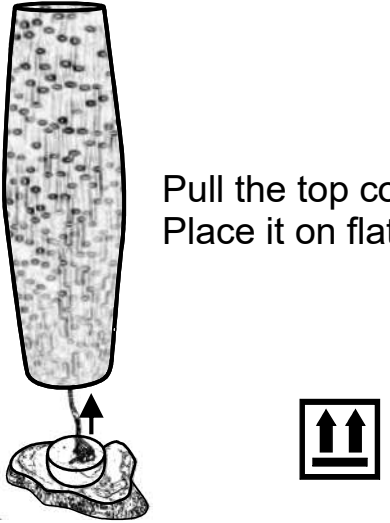





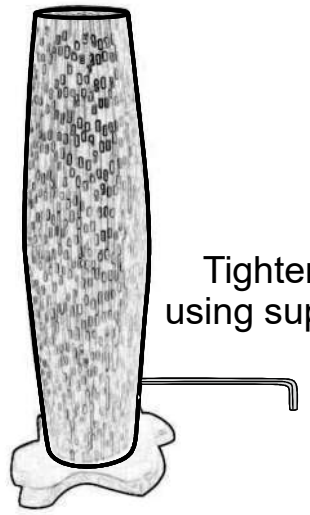


Assembly Instructions

Part List			Step 1	Step 2	Step 3
	—	1 pcs	 <p>Place the item on flat surface</p>	 <p>Unscrew the bolt on the bottom using Allen key provided</p>	 <p>Pull the top cover. Place it on flat surface</p>
	—	1 pcs			
	—	1 pcs			
	—	2 pcs	Step 4	Step 5	Step 6
			 <p>Install the bulb socket</p>	 <p>Put the cover on the bottom part</p>	 <p>Tighten the screws using supplied Allen key</p>